



NJIT

New Jersey Institute
of Technology

High Performance Computing



Introduction to Wulver: Getting Started

Jan 22, 2025



Outline

- What is NJIT Advanced Research Computing HPC?
- High-Performance Computing (HPC) Concepts
- Hardware Overview
- Getting a Login
- Allocations
- Data Storage systems
- Computing Resources
- User Environment
- Using Software on HPC
- Contact Us



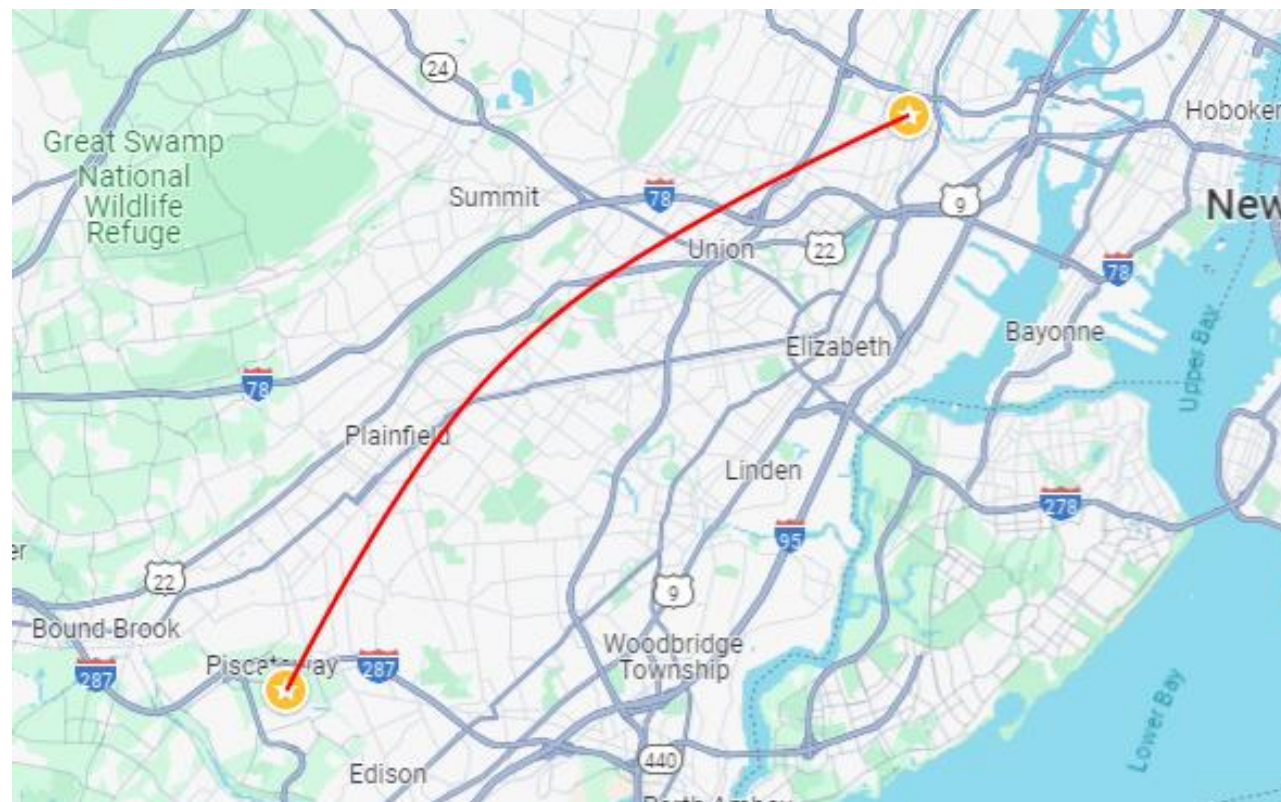
What is the NJIT Advanced Research Computing HPC?

About NJIT HPC

NJIT new high performance computing environment, built through a partnership with DataBank, a leading provider of enterprise-class colocation, connectivity and managed services, is live in DataBank's Piscataway, N.J. data center (EWR2) and will support NJIT's research efforts.

The services NJIT HPC provides

- High performance computing services
- Computational science expertise



Service Catalog



Cluster Computing

Built by Dell, the computing environment “Wulver” provides a total of 127 compute nodes or servers



Research Data Storage

High-performance, large capacity data storage spaces that are perfect for a wide variety of research data



Education

High performance computing and networking resources come together to create an exciting and innovative teaching and research environment



HPC Facilitation Service

Empowering users to perform essential research computing projects through training and effective user support



Scientific Software Development

Deep expertise in developing and deploying software



HPC Concepts

Why Use HPC?



Your simulations or analyses take too long on your personal computer

- More (faster) cores
- Multithreading
- Multi-node parallelization (openmpi & intelmpi)
- GPU acceleration (NVIDIA's CUDA)
- Distributed computing



The size of your data is too large to be contained (storage) or accessed (memory) on your computer

- Large memory nodes: 512GB; 2 TB
- Distributed computing
- Project storage: TBs range

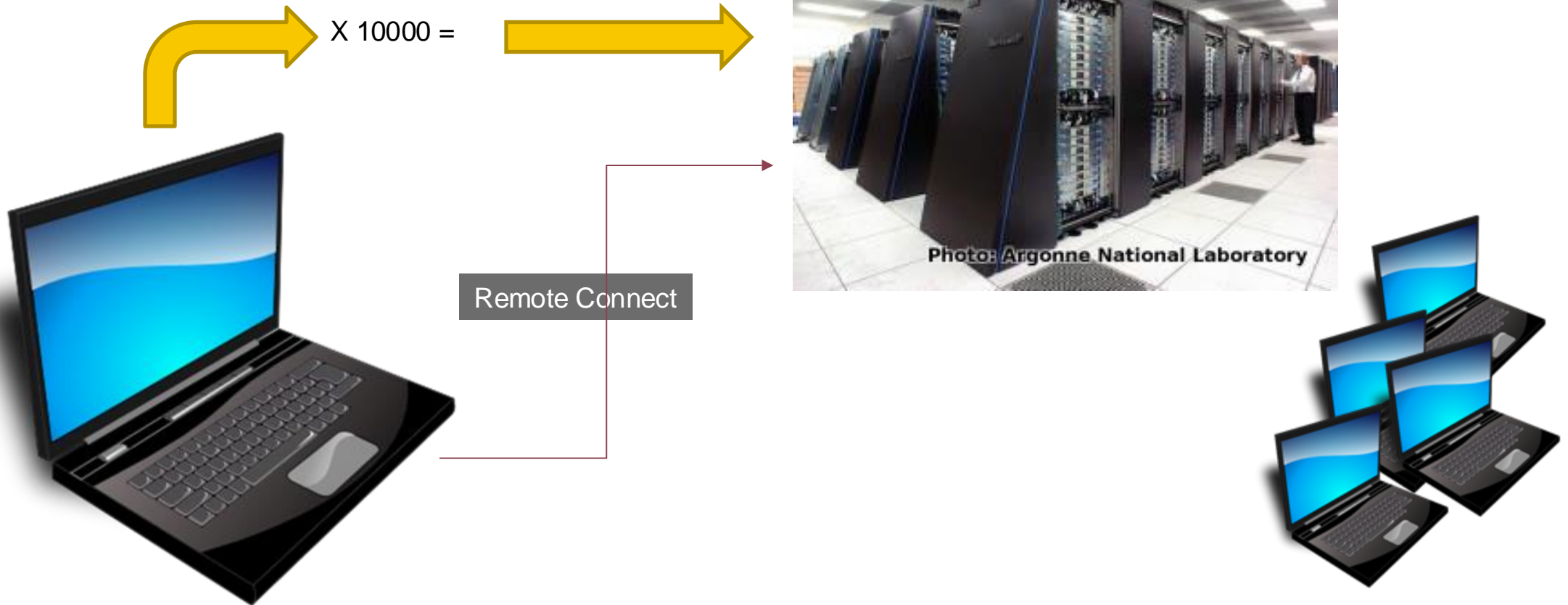


You need a particular software or package for your work

When HPC is not useful

- **Small-scale tasks:** Suitable for desktops or laptops (e.g., basic data analysis, simple simulations).
- **Real-time processing:** Tasks requiring immediate interaction or response (e.g., interactive graphics, live streaming).
- **Lack of parallelism:** You are running a serial code.
- **Running databases**

What is the difference between your laptop and a supercomputer?



HPC Terminology

Compute Node

Equivalent to a high-end workstation, part of a cluster

Compute Cluster

A group of computers (nodes) connected by a high-speed network, forming a supercomputer

Core

A processor (CPU), multiple cores per processor chip

Graphical Processing Unit (GPU)

A separate multi-core processor that can handle many small calculations

Memory



Holds data that is being calculated on, as well as computational instructions



Memory types

Shared memory is local to one node and several process

Distributed memory is on multiple nodes



Each core has an associated amount of memory

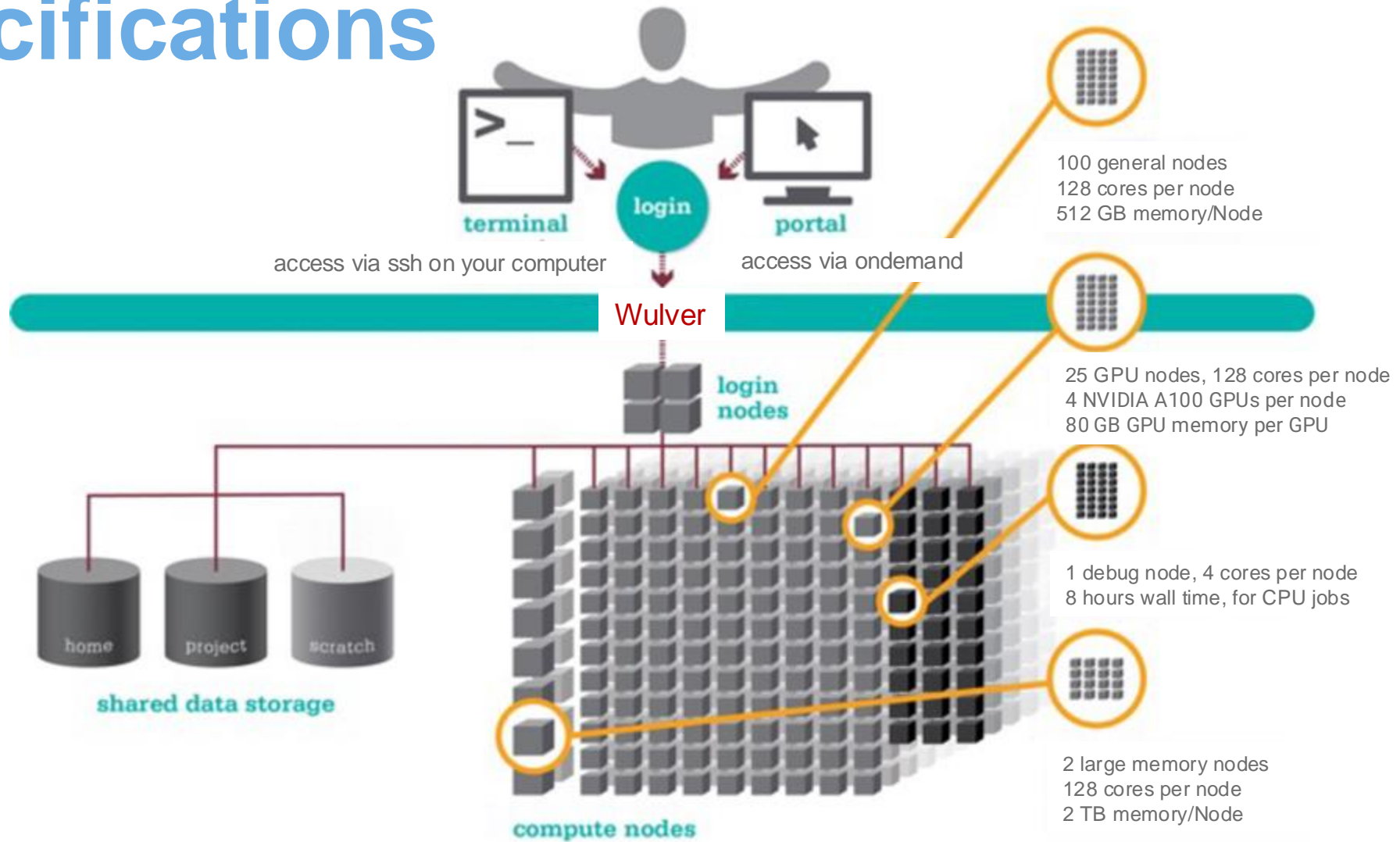
Standard nodes: ~4 GB/core

Huge memory nodes: ~15 GB/core



Hardware Overview

Wulver Cluster Specifications





Getting Started at Wulver

Getting Access to Wulver

- Getting a Login
 - Faculty (PI) can obtain a login to NJIT's HPC by sending an email to hpc@njit.edu
 - Students can obtain a login by asking their research adviser to contact on their behalf.
 - For course requiring HPC resources students need to contact their course instructor.

Login Nodes – Usage

- Purpose
 - Submit jobs to batch system
 - Edit files
 - Manage your files
 - Interactive work – small scale
- Limits
 - 20GB memory
 - CPU usage is limited to 25% per user
- **Use the batch system for serious computing**




Allocations

HPC Allocations



Storage

- Home (~50GB/user) - Limited quota: not intended for primary storage
- Project (2TB/PI Group) – Long term storage
- Scratch - Short-term storage only



Computing Time

- 1 SU = Number of CPUs x Walltime in hours x usage factor
- No limit for low priority
- Standard annual allocation – 300,000 SU's per year

Check Allocations usage

- `quota_info`

```
Usage for account: xy1234
```

```
SLURM Service Units (CPU Hours): 277557 (300000 Quota)
```

```
    User ab1234 Usage: 1703 CPU Hours (of 277557 CPU Hours)
```

```
PROJECT Storage: 867 GB (of 2048 GB quota)
```

```
    User ab1234 Usage: 11 GB (No quota)
```

```
SCRATCH Storage: 791 GB (of 10240 GB quota)
```

```
    User ab1234 Usage: 50 GB (No quota)
```

```
HOME Storage ab1234 Usage: 12 GB (of 50 GB quota)
```



Data Storage Systems

Filesystem	Purpose	Quota	Backed-Up?	Purged?
Home (\$HOME)	Non-research such as profile, history	50GB	Yes, daily	No
Project (/project/\$PI_UCID/\$LOGIN/)	Active research by groups.	2 TB/ PI Group	Yes, daily	No
Scratch (/scratch/\$PI_UCID/\$LOGIN)	Temporary space for intermediate results, downloads, checkpoints, and such. MOVE YOUR RESULTS & IMPORTANT FILES TO /project or /research	10 TB/ PI Group	No	Yes – 30 days
Compute (/tmp)	Very high-speed temporary storage	Varies (~1 TB)	No	Yes – after job ends
Research (/research/\$PI_UCID)	Long term archive. Users can buy as much as they need. Existing purchases/quotas will be kept over from Lochness.		Yes, daily	TBD



Computing Resources

Usage Charges

- Charges are in terms of SU (Service Units) core hours
- Services, e.g. compute and storage
- PI will be charged if requesting more space in `/project`

Partition	Nodes	Cores /Node	CPU	GPU	Memory	SU charge
<code>--partition=general</code>	100	128	2.5G GHz AMD EPYC 7763 (2)	NA	512 GB	1 SU per hour per cpu
<code>--partition=debug</code>	1	4	2.5G GHz AMD EPYC 7763 (2)	NA	512 GB	No charges, must be used with <code>--qos=debug</code>
<code>--partition=gpu</code>	25	128	2.0 GHz AMD EPYC 7713 (2)	NVIDIA A100 GPUs (4)	512 GB	3 SU per hour per cpu
<code>--partition=bigmem</code>	2	128	2.5G GHz AMD EPYC 7763 (2)	NA	2 TB	1.5 SU per hour per cpu

Job Priorities

- Standard Priority (`--qos=standard`)
 - Faculty PIs are allocated 300,000 Service Units (SU) per year on request at no cost
 - Additional SUs may be purchased at a cost of \$0.005/SU.
 - The minimum purchase is 50,000 SU (\$250)
 - Wall time maximum - 72 hours
 - SUs will reset every year in mid-January with no carryover.
- Low Priority (`--qos=low`)
 - Not charged against SU allocation
 - Wall time maximum - 72 hours
 - Jobs can be preempted by those with higher and standard priority jobs when they are in the queue
- High Priority (`--qos=high`)
 - Not charged against SU allocation
 - Wall time maximum - 72 hours – can be increased based on PI's request
 - Only available to contributors
 - Use `listqos` command



User Environment

Linux Operating System

- “UNIX-like”
- Widely used in HPC
- Mostly command-line
- Choice of shells (bash is default)
- Freely distributable, open-source software
- **Tutorials available:**
<https://www.hostinger.com/tutorials/linux-commands>
- www.linux.org



Available software on Wulver

- **General programming software (© licensed)**

- gnu compilers and debugger
- © Intel compilers
- © ANSYS
- © COMSOL
- © MATLAB
- Python
- VASP
- MD software - GROMACS, LAMMPS
- CFD – OpenFOAM
- Visualization Software – ParaView, © Tecplot

Do you use a specific software package?

- Open-source software packages can be installed
- If you have a license, we can help you use it on Wulver

Reminder



- Wulver will be temporarily out of service for maintenance once a month, specifically on the 2nd Tuesday, to perform updates, repairs, and upgrades.
- During the maintenance period, the logins will be disabled
- Jobs that do not end before the maintenance window begins will be held until the maintenance is complete
 - Reduce the walltime in the job script to run the job



- Date: Every Monday and Wednesday
- Time: 2:00–4:00 p.m.
- Location: GITC 2404
- Meet with our student consultants and ask any questions you have about using HPC resources.
- There's no need to create a ticket in advance.

Resources to get your questions answered

Getting Started: [Access to Wulver](#)

List of Software: [Wulver Software](#)

HOW TOs: [Conda Documentation](#)

Installing Python packages via Conda

Request Software: [HPC Software Installation](#)

Access to OnDemand [Open OnDemand](#)

Contact: Please visit [HPC Contact](#)

Open a ticket: email to hpc@njit.edu

Consult with Research Computing Facilitator: [Facilitator Calendar Appointment](#)

System updates

- Read Message of the Day on login
- Visit [NJIT HPC News](#)



NJIT

 hpc@njit.edu

 hpc.njit.edu

